Off-Campus Access (Proxy)

Windows 10 Setup Guide

Secure access to the AU Library's electronic resources from anywhere.

SECURE
Encrypted connection to library resources.

ANYWHERE
Access e-resources outside the campus.

EASY
Simple steps for quick configuration.

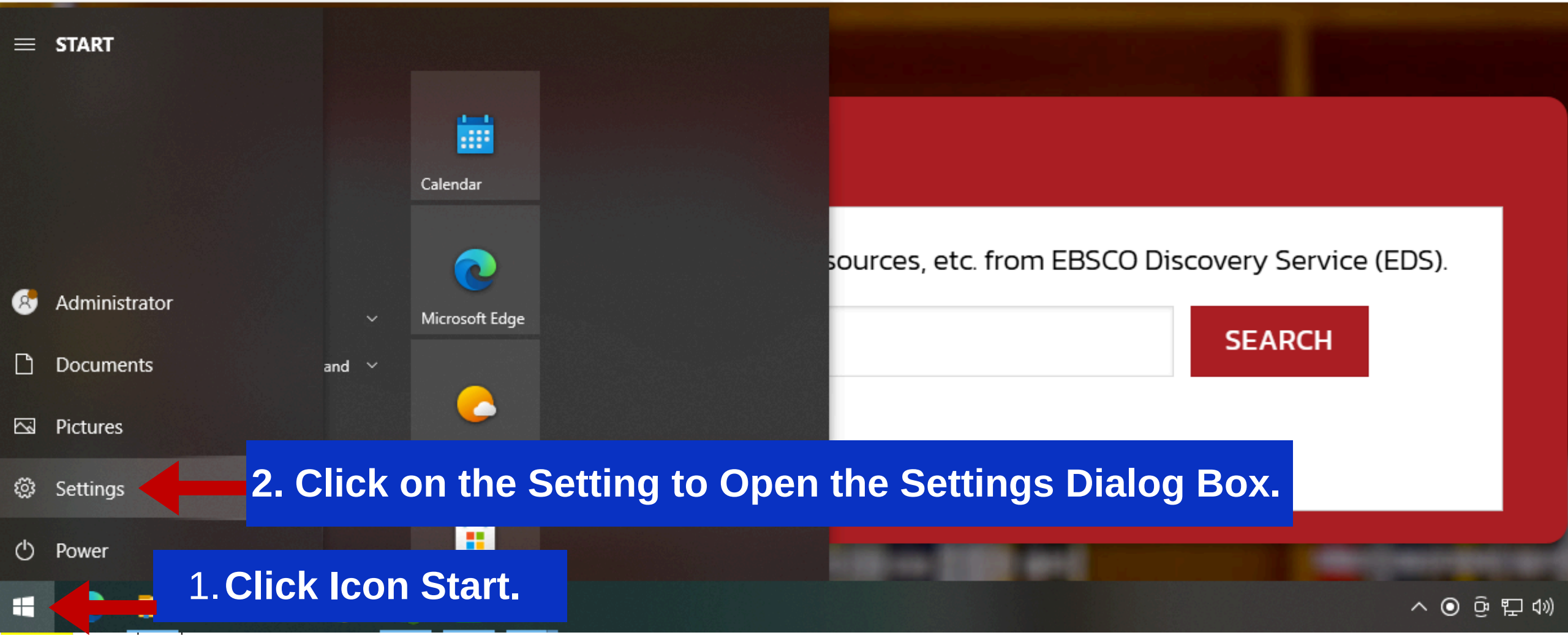
START
Calendar
Microsoft Edge
Administrator
Documents
Pictures
Settings
Power
sources, etc. from EBSCO Discovery Service (EDS).
SEARCH
2. Click on the Setting to Open the Settings Dialog Box.
1. Click Icon Start.

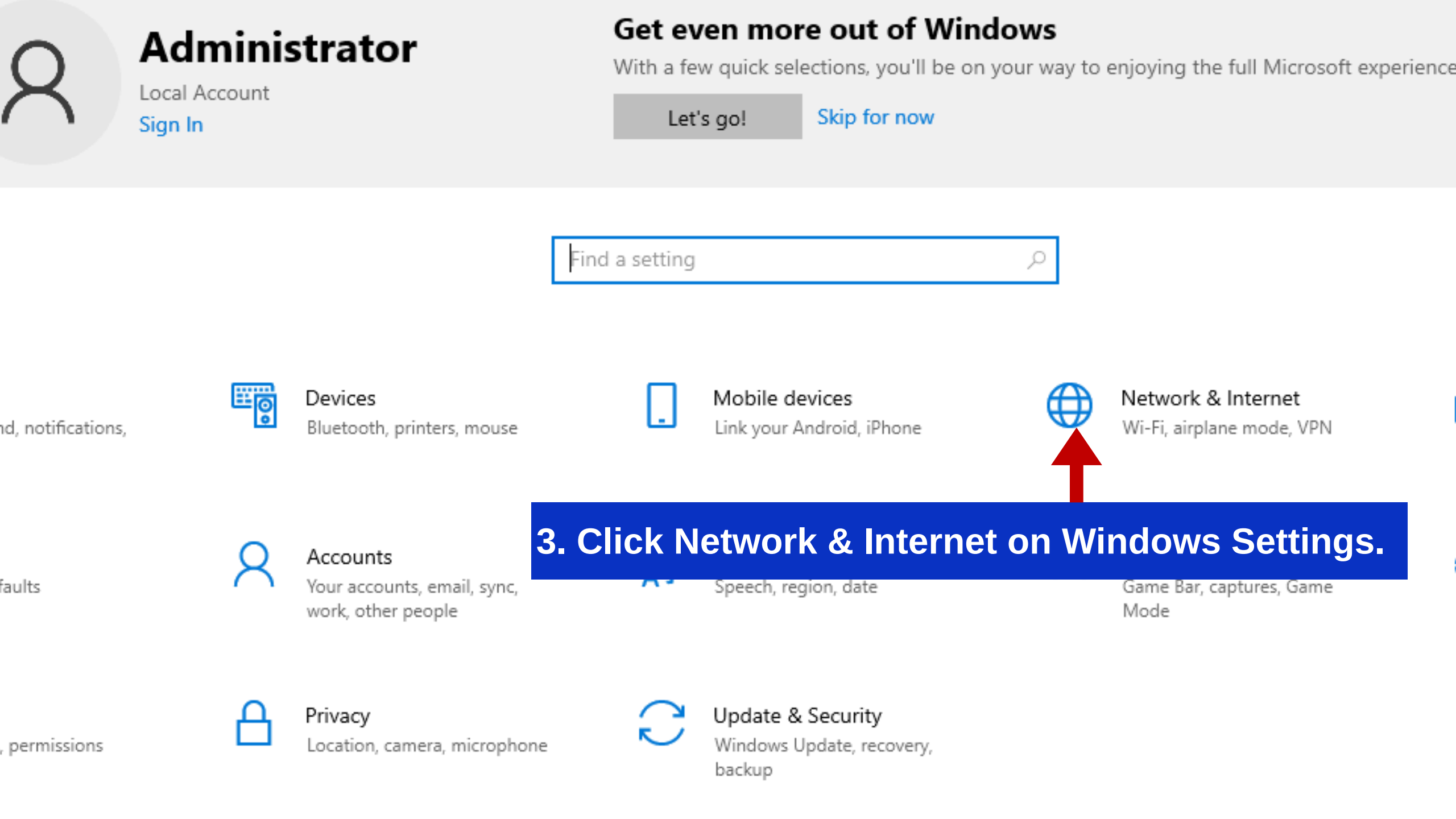

3. Click Network & Internet on Windows Settings.

Home

Find a setting

Network & Internet

Status

Ethernet

Dial-up

VPN

Proxy

4. Click Proxy on Windows Settings.

Status

Network status

Ethernet
Private network

You're connected to the Internet

If you have a limited data plan, you can make this network a metered connection or change other properties.

Ethernet 46.7 GB
From the last 30 days

Data usage

Show available networks
View the connection options around you.

Advanced network settings

Home

Find a setting

Network & Internet

Status

Ethernet

Dial-up

VPN

Proxy

Proxy

Automatic proxy setup

Use a proxy server for Ethernet or Wi-Fi connections. These settings don't apply to VPN connections.

Automatically detect settings

Off

5. Click off on Automatically detect Settings.

Use setup script

On

6. Click on Use Setup Script.

Script address

http://auproxy.au.edu/proxy.pac

7. Enter or Paste http://auproxy.au.edu/proxy.pac in the Script Address Field.

Save

8. Click Save Button.

Use a proxy server for Ethernet or Wi-Fi connections. These settings don't apply to VPN connections.

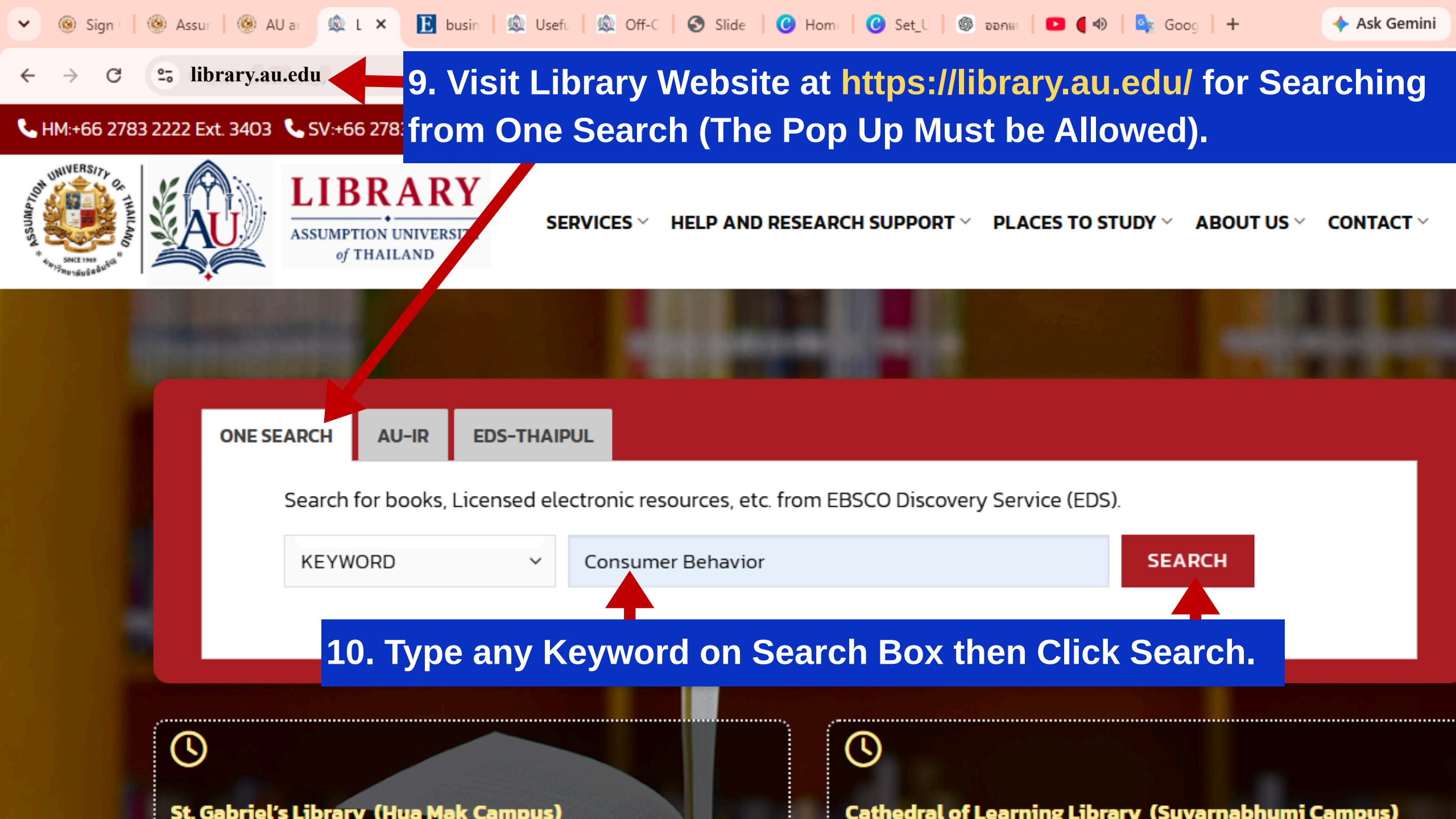
library.au.edu
9. Visit Library Website at https://library.au.edu/ for Searching from One Search (The Pop Up Must be Allowed).
HM:+66 2783 2222 Ext. 3403
LIBRARY
ASSUMPTION UNIVERSITY of THAILAND
SERVICES
HELP AND RESEARCH SUPPORT
PLACES TO STUDY
ABOUT US
CONTACT
ONE SEARCH
AU-IR
EDS-THAIPUL
Search for books, Licensed electronic resources, etc. from EBSCO Discovery Service (EDS).
KEYWORD
Consumer Behavior
SEARCH
10. Type any Keyword on Search Box then Click Search.
St. Gabriel's Library (Hua Mak Campus)
Cathedral of Learning Library (Suvarnabhumi Campus)

Enter your "**User name**" and "**Password**" field. **(AU Account)**

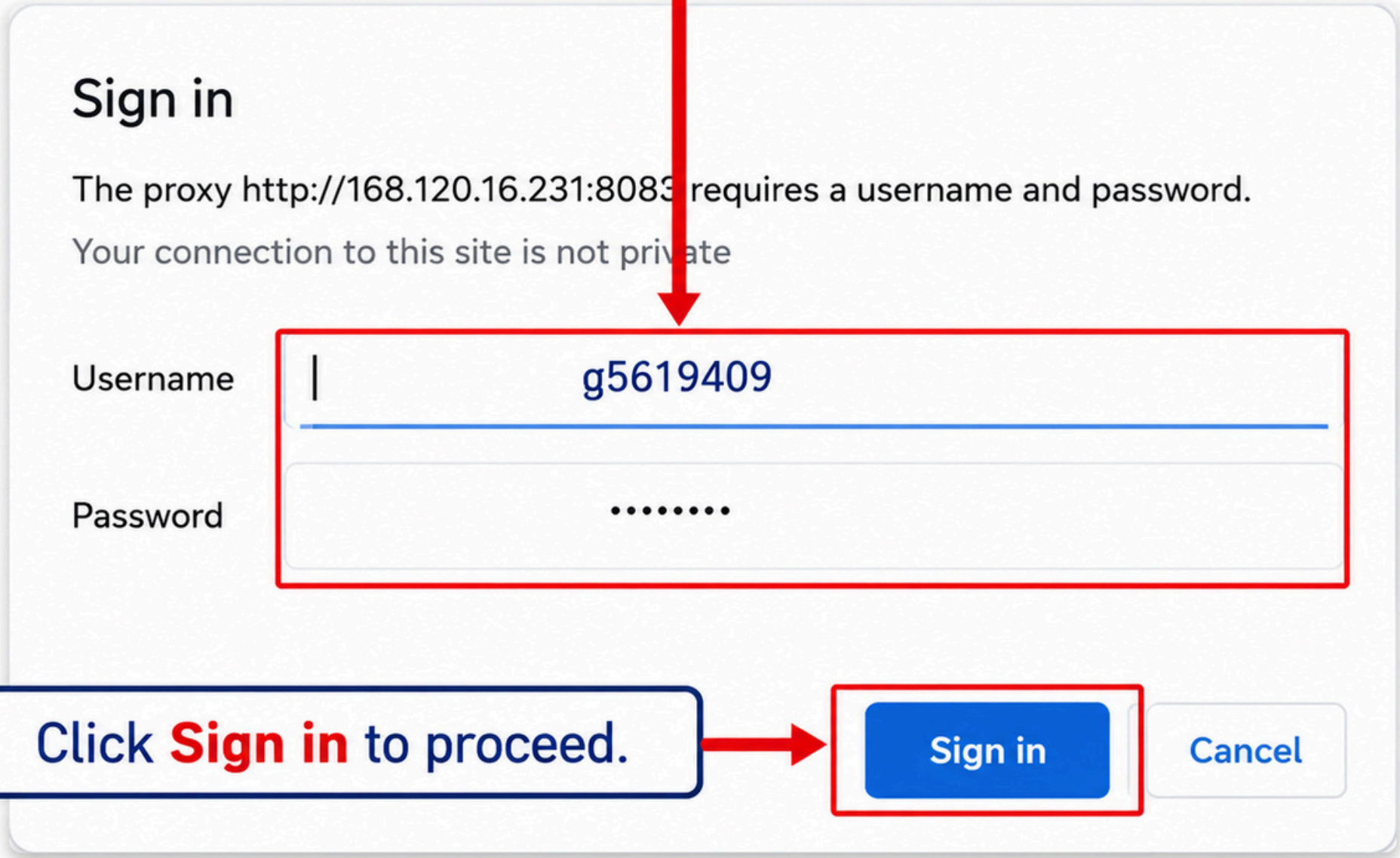

Click **Sign in** to proceed.